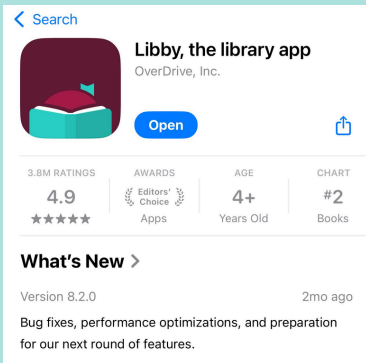


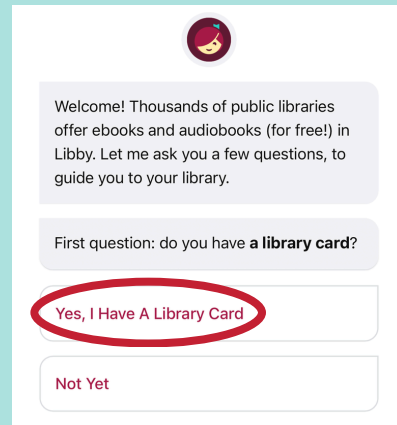


# ACCESS THOUSANDS OF **FREE** EBOOKS & AUDIOBOOKS

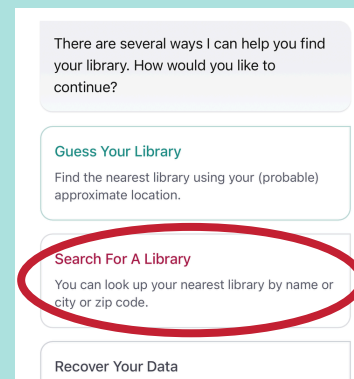
\*Available to active duty, officially sponsored family members, Reservists, retirees, and other eligible groups.  
Check your eligibility at: <https://marines.dodmwrlibraries.org/usmceligibility>



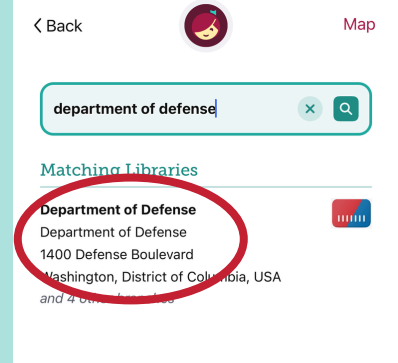
1.) Download the Libby app from your device's app store (If you already have the Libby app for another library, skip to step 3).



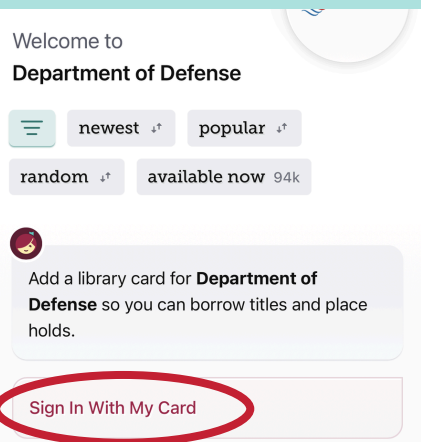
2.) Open the app and click "Yes, I have a Library Card."



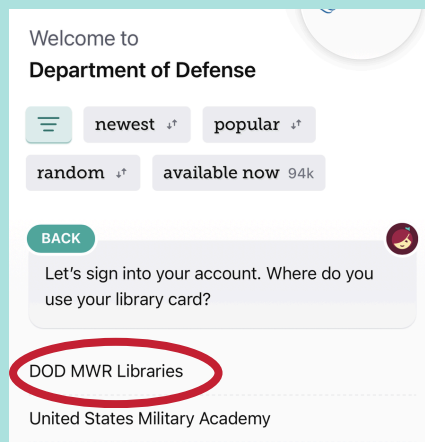
3.) Click "Search for a library" (or tap the three horizontal lines at the bottom and select "Add a Library")



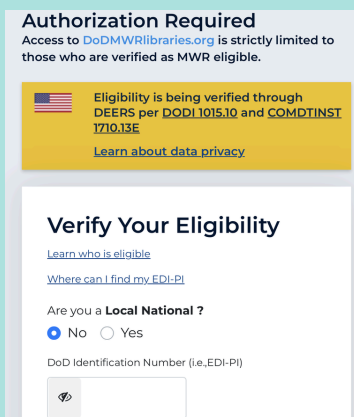
4.) Search for "Department of Defense" and select the option with the address "1400 Defense Boulevard."



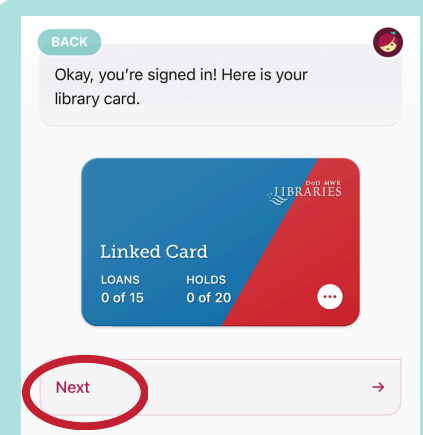
5.) Choose "Sign in With My Card."



6.) Select DOD MWR Libraries, and then "Next."



7.) Enter your DOD ID number and date of birth to verify your account.



8.) Click "Next" and then you're all set! Happy Reading!




# ACCESS THOUSANDS OF **FREE** EBOOKS & AUDIOBOOKS

\*Available to active duty, officially sponsored family members, Reservists, retirees, and other eligible groups.  
Check your eligibility at: <https://marines.dodmwrlibraries.org/usmceligibility>



1.) Visit the website:  
<https://www.dodmwrlibraries.org/>



2.) Select the link "Ebooks and Audiobooks"

**OverDrive**

3.) Select "Overdrive"

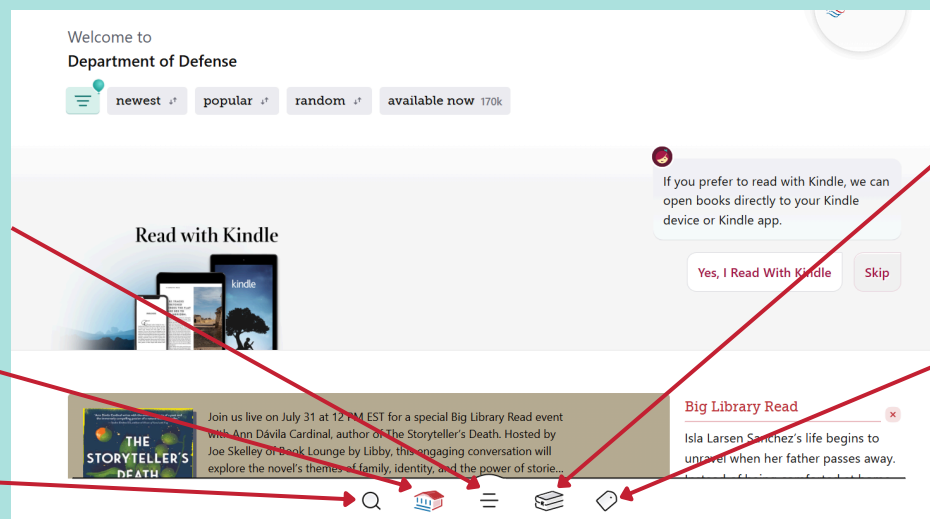
4.) Enter your information to verify your eligibility.

## Navigate the Homepage:

Manage Library Cards

Library Home Page

Search for books



Check Holds, View & Manage Library Loans

Tags